

**DETAILED STATEMENT OF CURRENT YEAR'S OBLIGATIONS, DISBURSEMENTS AND UNPAID OBLIGATIONS
AS OF DECEMBER ,2013**

Department: DEPARTMENT OF LABOR AND EMPLOYMENT
Agency/Operating Units : _____
Region/Province/City: RO V/ALBAY/LEGAZPI CITY
Fund: 101

| Program/Activity/Project (P/A/P) and Account Title | Account Code | Current Year Obligations | | | | | Disbursements | | | | | Balance (Unpaid Obligations) | Breakdown of Unpaid Obligations | | |
|--|--------------|-----------------------------|----------------------------|-----------------------------|----------------------------|---------------|-----------------------------|----------------------------|-----------------------------|----------------------------|---------------|------------------------------|---------------------------------|--|-------|
| | | 1st Quarter ending March 31 | 2nd Quarter ending June 30 | 3rd Quarter ending Sept. 30 | 4th Quarter ending Dec. 31 | Total | 1st Quarter ending March 31 | 2nd Quarter ending June 30 | 3rd Quarter ending Sept. 30 | 4th Quarter ending Dec. 31 | Total | | Accounts Payable | Obligations Not Yet Due and Demandable | |
| | | | | | | | | | | | 11.00 | 12.00 | 13 12) = (7 (14+15) | 14.00 | 15.00 |
| 1. CURRENT YEAR BUDGET/APPROPRIATIONS | | | | | | | | | | | | | | | |
| A. AGENCY SPECIFIC BUDGET | | | | | | | | | | | | | | | |
| P/A/P (please specify) | | | | | | | | | | | | | | | |
| Personnel Services | | | | | | | | | | | | | | | |
| Salaries and Wages | | | | | | | | | | | | | | | |
| Salaries and Wages - Regular | 701 | 6,052,635.25 | 6,294,445.05 | 6,208,822.23 | 8,366,134.79 | 26,922,037.32 | 6,052,635.25 | 6,294,445.05 | 6,208,822.23 | 8,322,549.66 | 26,878,452.19 | 43,585.13 | 43,585.13 | | |
| Other Compensation | | | | | | | | | | | | | | | |
| Personnel Economic Relief Allowance (PERA) | 711 | 398,143.53 | 404,248.74 | 401,636.38 | 410,940.11 | 1,614,968.76 | 398,143.53 | 404,248.74 | 401,636.38 | 410,940.11 | 1,614,968.76 | - | - | | |
| Representation Allowance (RA) | 713 | 167,500.00 | 132,500.00 | 182,500.00 | 52,500.00 | 535,000.00 | 167,500.00 | 132,500.00 | 182,500.00 | 52,500.00 | 535,000.00 | - | - | | |
| Transportation Allowance (TA) | 714 | 167,500.00 | 132,500.00 | 182,500.00 | 57,500.00 | 540,000.00 | 167,500.00 | 132,500.00 | 182,500.00 | 57,500.00 | 540,000.00 | - | - | | |
| Clothing/Uniform Allowance | 715 | 320,000.00 | 5,000.00 | - | 5,000.00 | 330,000.00 | 320,000.00 | 5,000.00 | - | 5,000.00 | 330,000.00 | - | - | | |
| Productivity Incentive Allowance | 717 | - | 58,000.00 | 69,700.00 | - | 127,700.00 | - | 58,000.00 | 69,700.00 | - | 127,700.00 | - | - | | |
| Other bonuses and Allowances | 719 | - | - | - | - | - | - | - | - | - | 93,506.41 | 15,577.98 | 15,577.98 | | |
| Overtime and Night Pay | 723 | 36,432.14 | 14,976.42 | 46,665.78 | 11,010.05 | 109,084.39 | 36,432.14 | 14,976.42 | 42,097.85 | - | 342,750.00 | - | - | | |
| Cash Gift | 724 | - | 167,500.00 | - | 175,250.00 | 342,750.00 | - | 167,500.00 | - | 175,250.00 | 342,750.00 | - | - | | |
| Year end Bonus | 725 | - | 1,034,090.50 | - | 1,093,320.30 | 2,127,410.80 | - | 1,034,090.50 | - | 1,093,320.30 | 2,127,410.80 | - | - | | |
| Personnel Benefit Contributions | | | | | | | | | | | | | | | |
| Life and Retirement Insurance Contributions | 731 | - | - | - | - | - | - | - | - | - | - | - | - | | |
| Pag-ibig Contributions | 732 | 20,000.00 | 20,100.00 | 13,300.00 | 21,600.00 | 75,000.00 | 20,000.00 | 20,100.00 | 13,300.00 | 21,600.00 | 75,000.00 | - | - | | |
| Philhealth Contributions | 733 | 66,650.00 | 69,800.00 | 46,025.00 | 52,337.50 | 234,812.50 | 66,650.00 | 69,800.00 | 46,025.00 | 52,337.50 | 234,812.50 | - | - | | |
| ECC Contributions | 734 | 20,100.00 | 20,500.00 | 13,500.00 | 15,300.00 | 69,400.00 | 20,100.00 | 20,500.00 | 13,500.00 | 15,300.00 | 69,400.00 | - | - | | |
| Other Personnel Benefits | | | | | | | | | | | | | | | |
| Terminal Leave Benefits | | | | | | | | | | | | | | | |
| Other Personnel Benefits | 749 | 92,500.00 | 77,500.00 | 556,400.09 | 2,713,748.09 | 3,440,148.18 | 92,500.00 | 77,500.00 | 519,841.43 | 2,717,544.75 | 3,407,386.18 | 32,762.00 | 32,762.00 | | |
| Maintenance & Other Operating Expenses | | | | | | | | | | | | | | | |
| Traveling Expenses | | | | | | | | | | | | | | | |
| Travel Expenses-Local | 751 | 412,865.94 | 523,694.34 | 774,814.90 | 1,023,447.88 | 2,734,823.06 | 363,569.77 | 572,990.51 | 756,829.46 | 1,032,042.62 | 2,725,432.56 | 9,390.50 | 9,390.50 | | |
| Travel Expenses-Foreign | 752 | - | - | - | - | - | - | - | - | - | - | - | - | | |
| Training and Scholarship Expenses | | | | | | | | | | | | | | | |
| Training Expenses | 753 | 220,142.84 | 269,763.04 | 451,819.36 | 819,446.77 | 1,761,172.01 | 233,448.34 | 256,457.54 | 299,118.86 | 972,147.27 | 1,761,172.01 | - | - | | |
| Scholarship Expenses | 754 | - | - | - | - | - | - | - | - | - | - | - | - | | |
| Supplies and Materials Expenses | | | | | | | | | | | | | | | |
| Office Supplies Expenses | 755 | 262,905.20 | 273,890.59 | 198,147.15 | 358,607.91 | 1,093,550.85 | 187,362.70 | 349,433.09 | 118,853.65 | 311,786.81 | 967,436.25 | 126,114.60 | 126,114.60 | | |

**DETAILED STATEMENT OF CURRENT YEAR'S OBLIGATIONS, DISBURSEMENTS AND UNPAID OBLIGATIONS
AS OF DECEMBER ,2013**

Department: DEPARTMENT OF LABOR AND EMPLOYMENT
Agency/Operating Units : _____
Region/Province/City: RO V/ALBAY/LEGAZPI CITY
Fund: 101

| Program/Activity/Project (P/A/P) and Account Title | Account Code | Current Year Obligations | | | | | Disbursements | | | | | Balance (Unpaid Obligations) | Breakdown of Unpaid Obligations | | |
|---|-----------------|-----------------------------------|----------------------------------|--------------------------------------|----------------------------------|---------------|-----------------------------------|-------------------------------------|-----------------------------------|----------------------------------|---------------|-------------------------------------|------------------------------------|--|-------|
| | | 1st Quarter ending March 31 | 2nd Quarter ending June 30 | 3rd Quarter ending Sept. 30 | 4th Quarter ending Dec. 31 | Total | 1st Quarter ending March 31 | 2nd Quarter ending June 30 | 3rd Quarter ending Sept. 30 | 4th Quarter ending Dec. 31 | Total | | Accounts Payable | Obligations Not Yet Due and Demandable | |
| | | | | | | | | | | | 11.00 | 12.00 | 13 12) (14+15) = (7 = | 14.00 | 15.00 |
| 1 | 2 | 3 | 4 | 5 | 6 | 7 | 8 | 9 | 10 | | | | | | |
| Accountable Forms Expenses | 756 | - | 37,150.00 | 233,000.00 | - | 270,150.00 | | 37,150.00 | 231,000.00 | 2,000.00 | 270,150.00 | 5,103.55 | 5,103.55 | | |
| Gasoline, Oil and Lubricants Expenses | 761 | 65,904.03 | 127,336.04 | 113,161.94 | 162,353.77 | 468,755.78 | 65,904.03 | 127,336.04 | 112,602.89 | 157,809.27 | 463,652.23 | 97.50 | 97.50 | | |
| Other Supplies Expenses | 765 | 74,947.10 | 105,191.75 | 127,747.25 | 93,044.74 | 400,930.84 | 36,440.83 | 143,698.02 | 133,423.25 | 87,271.24 | 400,833.34 | - | - | | |
| Utility Expenses | | | | | | | | | | | | | | | |
| Water Expenses | 766 | 8,420.00 | 17,094.63 | 19,084.66 | 16,446.05 | 61,045.34 | 8,420.00 | 17,094.63 | 14,178.82 | 13,841.14 | 53,534.59 | 7,510.75 | 7,510.75 | | |
| Electricity Expenses | 767 | 176,776.11 | 344,500.89 | 381,595.83 | 423,289.21 | 1,326,162.04 | 176,776.11 | 344,500.89 | 370,177.90 | 344,232.80 | 1,235,687.70 | 90,474.34 | 90,474.34 | | |
| Communication Expenses | | | | | | | | | | | | | | | |
| Postage and Deliveries | 771 | 51,083.00 | 58,273.79 | 35,347.40 | 63,813.75 | 208,517.94 | 50,090.30 | 59,266.49 | 35,347.40 | 56,696.60 | 201,400.79 | 7,117.15 | 7,117.15 | | |
| Telephone Expenses-Landline | 772 | 49,191.25 | 69,255.90 | 68,138.87 | 63,532.61 | 250,118.63 | 49,191.17 | 69,255.98 | 66,180.43 | 49,484.74 | 234,112.32 | 16,006.31 | 16,006.31 | | |
| Telephone Expenses-Mobile | 773 | 43,154.37 | 34,684.00 | 31,295.50 | 59,159.66 | 168,293.53 | 42,254.37 | 35,584.00 | 29,034.00 | 61,421.16 | 168,293.53 | - | - | | |
| Internet expenses | 774 | 37,285.70 | 55,693.00 | 57,496.52 | 72,017.55 | 222,492.77 | 35,287.70 | 57,691.00 | 59,096.52 | 55,802.85 | 207,878.07 | 14,614.70 | 14,614.70 | | |
| Cable, Satellite, Telegraph and Radio Expenses | 775 | 4,972.00 | 5,968.02 | 4,966.00 | 4,463.73 | 20,369.75 | 4,972.01 | 5,968.01 | 4,966.00 | | 20,369.75 | - | - | | |
| Advertising Expenses/Promo | 780 | - | - | - | - | - | - | - | - | - | - | - | - | | |
| Printing and Binding Expenses | 781 | 38,775.00 | 62,460.00 | 382,189.00 | 73,990.00 | 557,414.00 | 38,775.00 | 62,460.00 | 382,189.00 | 73,990.00 | 557,414.00 | - | - | | |
| Rent Expenses | 782 | 451,373.79 | 436,729.66 | 542,031.34 | 265,902.40 | 1,696,037.19 | 451,373.79 | 436,729.66 | 542,031.34 | 265,902.40 | 1,696,037.19 | - | - | | |
| Representation Expenses | 783 | 296,598.86 | 302,606.16 | 114,766.30 | 577,348.92 | 1,291,320.24 | 188,423.25 | 410,781.77 | 180,992.00 | 508,077.67 | 1,288,274.69 | 3,045.55 | 3,045.55 | | |
| Transportation and Delivery Expenses | 784 | - | - | - | 63,535.00 | 63,535.00 | - | - | - | - | - | - | - | | |
| Subscription Expenses | 786 | 2,214.00 | 5,100.49 | 3,798.00 | 4,050.00 | 15,162.49 | 3,836.00 | 3,478.49 | 3,798.00 | 3,330.00 | 14,442.49 | 720.00 | 720.00 | | |
| Professional Services | | | | | | | | | | | | | | | |
| Auditing Services | 792 | 14,061.14 | 3,654.12 | 7,461.00 | 10,557.00 | 35,733.26 | 14,061.14 | 3,654.12 | 7,461.00 | 10,557.00 | 35,733.26 | - | - | | |
| Security Services | 797 | 121,473.50 | 170,301.63 | 121,473.50 | 194,357.60 | 607,606.23 | 146,006.93 | 145,768.20 | 145,768.20 | 121,473.50 | 559,016.83 | 48,589.40 | 48,589.40 | | |
| Janitorial Services | 796 | 91,963.45 | 152,901.80 | 117,525.24 | 211,896.94 | 574,287.43 | 91,963.35 | 152,901.90 | 164,792.80 | 134,894.32 | 544,552.37 | 29,735.06 | 29,735.06 | | |
| Other Professional Services | 799 | 179,878.78 | 234,417.27 | 248,203.88 | 275,170.62 | 937,670.55 | 164,690.45 | 249,605.60 | 250,205.64 | 229,891.19 | 894,392.88 | 43,277.67 | 43,277.67 | | |
| Repairs & Maintenance (Specify object) | | | | | | | | | | | | | | | |
| RM - Office Buildings | 811 | 9,558.00 | 49,476.50 | - | - | 59,034.50 | 31,511.50 | 27,523.00 | - | - | 59,034.50 | - | - | | |
| RM - Office Equipment, Furnitures and Fixtures | | | | | | | | | | | | | | | |
| RM - Office Equipment | 821 | 5,980.00 | 10,968.33 | 6,800.00 | 10,260.00 | 34,028.33 | 5,980.00 | 10,968.33 | 6,800.00 | 10,280.00 | 34,028.33 | - | - | | |
| RM - Furniture and Fixtures | 822 | - | 32,400.00 | - | 13,967.40 | 46,367.40 | - | 32,400.00 | - | 13,967.40 | 46,367.40 | - | - | | |
| RM - IT Equipment and Software | 823 | 700.00 | 5,193.00 | - | - | 5,893.00 | 700.00 | 5,193.00 | - | - | 5,893.00 | - | - | | |
| RM - Transportation Equipment | | | | | | | | | | | | | | | |
| RM - Other Equipment & Machineries | 840 | - | - | - | - | - | - | - | - | - | - | - | - | | |
| RM - Motor Vehicles | 841 | 27,149.00 | 77,695.34 | 6,141.56 | 70,261.00 | 181,246.90 | 16,959.00 | 87,885.34 | 6,141.56 | 70,261.00 | 181,246.90 | - | - | | |
| Subsidies and Donations | | | | | | | | | | | | | | | |
| Subsidy to National Government Agencies | 871 | - | - | - | - | - | - | - | - | - | - | - | - | | |
| Subsidy to Local Government Units | 874 | 1,805,307.55 | 1,822,847.89 | 24,349,772.90 | 6,471,639.50 | 34,449,567.84 | 1,566,217.61 | 2,061,937.83 | 7,440,727.95 | 21,899,884.45 | 32,968,767.84 | 1,480,800.00 | 15,800.00 | 1,465,000.00 | |

**DETAILED STATEMENT OF CURRENT YEAR'S OBLIGATIONS, DISBURSEMENTS AND UNPAID OBLIGATIONS
AS OF DECEMBER ,2013**

Department: DEPARTMENT OF LABOR AND EMPLOYMENT
 Agency/Operating Units : _____
 Region/Province/City: RO VIALBAY/LEGAZPI CITY
 Fund: 101

| Program/Activity/Project (P/A/P) and Account Title | Account Code | Current Year Obligations | | | | | Disbursements | | | | | Balance (Unpaid Obligations) | Breakdown of Unpaid Obligations | |
|--|--------------|-----------------------------|----------------------------|-----------------------------|----------------------------|---------------|-----------------------------|----------------------------|-----------------------------|----------------------------|---------------|------------------------------|---------------------------------|--|
| | | 1st Quarter ending March 31 | 2nd Quarter ending June 30 | 3rd Quarter ending Sept. 30 | 4th Quarter ending Dec. 31 | Total | 1st Quarter ending March 31 | 2nd Quarter ending June 30 | 3rd Quarter ending Sept. 30 | 4th Quarter ending Dec. 31 | Total | | Accounts Payable | Obligations Not Yet Due and Demandable |
| 1 | 2 | 3 | 4 | 5 | 6 | 7 | 8 | 9 | 10 | 11.00 | 12.00 | 13 12) (14+15) | 14.00 | 15.00 |
| Subsidy to GOCCs | 875 | - | - | - | - | - | - | - | - | - | - | - | - | - |
| Subsidy to NGOs/POs | 876 | 1,873,068.50 | 5,417,978.02 | 1,738,142.24 | 5,475,553.30 | 14,504,742.06 | 4,790,353.42 | 2,500,693.10 | 4,355,494.56 | 2,250,768.32 | 13,897,309.40 | 607,432.66 | 607,432.66 | - |
| Donations | 878 | 27,258.71 | 7,958,866.92 | 1,501,528.70 | 919,829.62 | 10,407,483.95 | 8,203,768.88 | 232,636.73 | 115,991.00 | 1,745,087.34 | 10,297,483.95 | 110,000.00 | 110,000.00 | - |
| Confidential, Intelligence, Extraordinary and Miscellaneous Expenses | | | | | | | | | | | | | | |
| Extraordinary Expenses | 883 | 9,498.00 | 9,498.00 | 9,498.00 | 9,498.00 | 37,992.00 | 9,498.00 | 9,498.00 | 9,498.00 | 9,498.00 | 37,992.00 | - | - | - |
| Miscellaneous Expenses | 884 | 18,000.00 | 18,000.00 | 18,000.00 | 18,000.00 | 72,000.00 | 18,000.00 | 18,000.00 | 18,000.00 | 18,000.00 | 72,000.00 | - | - | - |
| Taxes, Insurance Premiums and Other Fees | | | | | | | | | | | | | | |
| Taxes, Duties and Licenses | 891 | 17,428.52 | - | - | - | 17,428.52 | 17,428.52 | - | - | - | 17,428.52 | - | - | - |
| Fidelity Bond Premiums | 892 | 8,625.00 | 4,875.00 | 10,875.00 | 1,500.00 | 25,875.00 | 8,625.00 | 4,875.00 | 10,875.00 | 1,500.00 | 25,875.00 | - | - | - |
| Insurance Expenses | 893 | 100,235.58 | 27,683.44 | 85,619.65 | 5,366.06 | 218,904.73 | 100,235.59 | 27,683.43 | 85,619.65 | 5,366.06 | 218,904.73 | - | - | - |
| Other Maintenance and Operating Expenses | 969 | - | - | - | - | - | - | - | - | - | - | - | - | - |
| Capital Outlays | | | | | | | | | | | | | | |
| Buildings | | | | | | | | | | | | | | |
| Office Buildings | 211 | - | - | - | - | - | - | - | - | - | - | - | - | - |
| Office Equipment, Furniture and Fixtures | | | | | | | | | | | | | | |
| Office Equipment | 221 | 7,390.00 | 250,940.00 | - | - | 258,330.00 | 7,390.00 | 250,940.00 | - | - | 258,330.00 | - | - | - |
| Furniture and Fixtures | 222 | - | - | - | - | - | - | - | - | - | - | - | - | - |
| IT Equipment and Software, etc. | 223 | 42,986.95 | 1,512,938.00 | - | 309,882.00 | 1,865,806.95 | 42,986.95 | 1,512,938.00 | - | 309,882.00 | 1,865,806.95 | - | - | - |
| Transportation Equipment | | | | | | | | | | | | | | |
| Motor Vehicles | 241 | - | 720,000.00 | - | 240,000.00 | 960,000.00 | - | 720,000.00 | - | 240,000.00 | 960,000.00 | - | - | - |
| B. SPECIAL PURPOSE FUNDS | | | | | | | | | | | | | | |
| Miscellaneous Personnel Benefits Fund | | | | | | | | | | | | | | |
| Specify allotment class/object of expenditures | | | | 440,396.08 | 53,926.14 | 785,330.94 | 291,008.72 | | 440,396.08 | 53,926.14 | 785,330.94 | - | - | - |
| Pension and Gratuity Fund | 742 | 291,008.72 | - | - | - | - | - | - | - | - | - | - | - | - |
| Specify allotment class/object of expenditures | | | | | | | | | | | | | | |
| Contingent Fund | | | | | | | | | | | | | | |
| Specify allotment class/object of expenditures | | | | | | | | | | | | | | |
| Calamity Fund | | | | | | | | | | | | | | |
| Specify allotment class/object of expenditures | | | | | | | | | | | | | | |
| Priority Development Assistance Fund | | | | | | | | | | | 800,000.00 | - | - | - |
| SARO-BM-G-13-1000001728- SPES PROGRAM | 878 | - | 800,000.00 | - | - | 800,000.00 | 800,000.00 | - | - | - | - | - | - | - |
| Others (Please specify) | | | | | | | | | | | | | | |
| (SPF sequence in accordance with GAA) | | | | | | | | | | | | | | |

**DETAILED STATEMENT OF CURRENT YEAR'S OBLIGATIONS, DISBURSEMENTS AND UNPAID OBLIGATIONS
AS OF DECEMBER ,2013**

Department: DEPARTMENT OF LABOR AND EMPLOYMENT

Agency/Operating Units : _____

Region/Province/City: RO VIALBAY/LEGAZPI CITY


Fund: 101


| Program/Activity/Project (P/A/P) and Account Title | Account Code | Current Year Obligations | | | | | Disbursements | | | | | Balance (Unpaid Obligations) | Breakdown of Unpaid Obligations | | |
|---|--------------|-----------------------------|----------------------------|-----------------------------|----------------------------|----------------|-----------------------------|----------------------------|-----------------------------|----------------------------|----------------|------------------------------|---------------------------------|--|-------|
| | | 1st Quarter ending March 31 | 2nd Quarter ending June 30 | 3rd Quarter ending Sept. 30 | 4th Quarter ending Dec. 31 | Total | 1st Quarter ending March 31 | 2nd Quarter ending June 30 | 3rd Quarter ending Sept. 30 | 4th Quarter ending Dec. 31 | Total | | Accounts Payable | Obligations Not Yet Due and Demandable | |
| | | | | | | | | | | | 11.00 | 12.00 | 13 = (7 12) = (14+15) | 14.00 | 15.00 |
| C. AUTOMATIC APPROPRIATIONS | | | | | | | | | | | | | | | |
| Retirement and Life Insurance Premium | | | | | | | | | | | | | | | |
| Life and Retirement Insurance Contributions | 731 | 732,662.09 | 757,632.18 | 498,849.00 | 566,700.92 | 2,555,844.19 | 732,662.09 | 757,632.18 | 498,849.00 | 566,700.92 | 2,555,844.19 | - | - | - | - |
| Customs Duties and Taxes | | | | | | | | | | | | | | | |
| Specify object of expenditures | | | | | | | | | | | | | | | |
| Others (Pls. specify) | | | | | | | | | | | | | | | |
| TOTAL CURRENT YEAR BUDGET/APPROPRIATION | | 14,922,303.60 | 31,198,820.45 | 40,420,736.25 | 31,977,476.89 | 118,519,337.19 | 26,337,633.44 | 20,233,770.59 | 24,576,362.85 | 44,679,615.46 | 115,827,382.34 | 2,691,954.85 | 1,226,954.85 | 1,465,000.00 | |
| II. PRIOR YEARS' BUDGET/CONTINUING APPROPRIATION | | | | | | | | | | | | | | | |
| D. Unreleased Appropriations | | | | | | | | | | | | | | | |
| Personnel Services | | | | | | | | | | | | | | | |
| Salaries and Wages | | | | | | | | | | | | | | | |
| Salaries and Wages - Regular | 701 | | | | | | | | | | | | | | |
| Travelling Expenses | | | | | | | | | | | | | | | |
| Travel Expenses-Local | 751 | | | | | | | | | | | | | | |
| Training and Scholarship Expenses | | | | | | | | | | | | | | | |
| Training Expenses | 753 | | | | | | | | | | | | | | |
| Others (pls. specify) | | | | | | | | | | | | | | | |
| Special Purpose Fund | | | | | | | | | | | | | | | |
| Priority Development Assistance Fund | | | | | | | | | | | | | | | |
| Specify allotment class/object of expenditures | 878 | | 250,000.00 | - | | 250,000.00 | | | | 250,000.00 | 250,000.00 | - | - | - | - |
| Others (pls. specify) | | | | | | | | | | | | | | | |
| E. Unobligated Allotment | | | | | | | | | | | | | | | |
| Personnel Services | | | | | | | | | | | | | | | |
| Salaries and Wages | | | | | | | | | | | | | | | |
| Salaries and Wages - Regular | 701 | | | | | | | | | | | | | | |
| Salaries and Wages - Contractual | 706 | | | | | | | | | | | | | | |
| Others (pls. specify) | | | | | | | | | | | | | | | |
| Maintenance & Other Operating Expenses | | | | | | | | | | | | | | | |
| Travelling Expenses | | | | | | | | | | | | | | | |
| Travel Expenses-Local | 751 | | | | | | | | | | | | | | |
| Travel Expenses-Foreign | 752 | | | | | | | | | | | | | | |
| Training and Scholarship Expenses | | | | | | | | | | | | | | | |
| Training Expenses | 753 | | 192.13 | - | | 192.13 | | 192.13 | | | 192.13 | - | - | - | - |


**DETAILED STATEMENT OF CURRENT YEAR'S OBLIGATIONS, DISBURSEMENTS AND UNPAID OBLIGATIONS
AS OF DECEMBER ,2013**

Department: DEPARTMENT OF LABOR AND EMPLOYMENT
 Agency/Operating Units : _____
 Region/Province/City: RO V/ALBAY/LEGAZPI CITY
 Fund: 101

| Program/Activity/Project (P/A/P) and Account Title | Account Code | Current Year Obligations | | | | | Disbursements | | | | | Balance (Unpaid Obligations) | Breakdown of Unpaid Obligations | |
|--|--------------|-----------------------------|----------------------------|-----------------------------|----------------------------|---------------|-----------------------------|----------------------------|-----------------------------|----------------------------|---------------|------------------------------|---------------------------------|--|
| | | 1st Quarter ending March 31 | 2nd Quarter ending June 30 | 3rd Quarter ending Sept. 30 | 4th Quarter ending Dec. 31 | Total | 1st Quarter ending March 31 | 2nd Quarter ending June 30 | 3rd Quarter ending Sept. 30 | 4th Quarter ending Dec. 31 | Total | | Accounts Payable | Obligations Not Yet Due and Demandable |
| 1 | 2 | 3 | 4 | 5 | 6 | 7 | 8 | 9 | 10 | 11.00 | 12.00 | 13 12) (14+15) | 14.00 | 15.00 |
| Postage/Deliveries Expenses | 771 | | 98.31 | - | | 98.31 | | 98.31 | | | 98.31 | - | | |
| Representation Expenses | 783 | | 11.96 | - | | 11.96 | | 11.96 | | | 11.96 | - | | |
| Subscription Expenses | 786 | | 11.51 | - | | 11.51 | | 11.51 | | | 11.51 | - | | |
| Auditing Services | 792 | | 47.38 | - | | 47.38 | | 47.38 | | | 47.38 | - | | |
| Repair and Maintenance | | | | | | | | | | | | - | | |
| IT Equipment & Soft Ware Expenses | 823 | | 57.00 | - | | 57.00 | | 57.00 | | | 57.00 | - | | |
| Motor Vehicles | 841 | | 30.66 | - | | 30.66 | | 30.66 | | | 30.66 | - | | |
| SUBSIDY TO LGUs | 874 | | 444.37 | - | | 444.37 | | 444.37 | | | 444.37 | - | | |
| SUBSIDY TO NGOs & Pos | 876 | | 217.93 | - | | 217.93 | | 217.93 | | | 217.93 | - | | |
| DONATIONS-SPES GRANTS | 878 | | 666.19 | - | | 666.19 | | 666.19 | | | 666.19 | - | | |
| Interest Expenses | 975 | | - | - | | - | | - | | | - | - | | |
| Capital Outlays | | | | | | | | | | | | - | | |
| Office Buildings | 211 | | - | - | | - | | - | | | - | - | | |
| Office Equipment | 221 | | - | - | | - | | - | | | - | - | | |
| Furniture and Fixtures | 222 | | - | - | | - | | - | | | - | - | | |
| IT Equipment and Software | 223 | | - | - | | - | | - | | | - | - | | |
| Others (pls. specify) | | | | | | | | | | | | - | | |
| Total PRIOR YEAR'S BUDGET/CONTINUING APPROPRIATION | | | 251,777.44 | - | | 251,777.44 | | 1,777.44 | | 250,000.00 | 251,777.44 | - | | |
| GRAND TOTAL | | | 14,922,303.60 | 31,450,597.89 | 40,420,736.25 | 31,977,476.89 | 118,771,114.63 | 26,337,633.44 | 20,235,548.03 | 24,576,362.85 | 44,929,615.46 | 116,079,159.78 | 2,691,954.85 | 1,226,954.85 |

Certified Correct:

 JOSIE M. BUSTAMANTE
 Agency Budget Officer

Certified Correct:

 CHERRY B. MASATALLA
 Agency Chief Accountant

Approved By:

 NATHANIEL V. LACAMBRA
 Head of Agency or Authorized Representative