

SUMMARY REPORT OF DISBURSEMENTS
For the month of September 2018

Department : DEPARTMENT OF LABOR AND EMPLOYMENT
Agency/Operating Unit : Office of the Secretary
Region/Province/City : Regional Office No. V
Fund : 01-1-01-101

PARTICULARS	CURRENT YEAR BUDGET						PRIOR YEAR'S BUDGET						CURRENT YEAR'S ACCOUNTS PAYABLE						TRUST LIABILITIES			GRAND TOTAL						Remarks					
	PS	MOOE	Fin. Exp.	CO	TOTAL	PS	MOOE	Fin. Exp.	CO	Sub-Total	PS			MOOE			PS	MOOE	Fin. Exp.	CO	TOTAL	PS	MOOE	Fin. Exp.	CO	TOTAL							
											TOTAL			TOTAL													TOTAL			TOTAL			
											7	8	9	10	11	12											13		14	15	16	17	18
1	2	3	4	5	6	7	8	9	10	11	12	13	14	15	16	17	18	19	20	21	22	23	24	25	26	27	28	29	30	(9)			
Notice of Cash Allocation	1,318,591.38	52,005,416.88	-	-	53,324,008.26	-	12,050,276.37	-	-	12,050,276.37	-	-	-	-	-	-	-	-	-	-	-	1,318,591.38	64,055,693.25	-	-	-	65,374,284.63	-	-	-			
MDS Checks Issued	2,032,578.20	10,422,912.38	-	941,016.30	13,396,506.88	-	-	-	-	-	-	-	-	-	-	-	-	-	-	-	-	2,032,578.20	10,422,912.38	-	941,016.30	-	13,396,506.88	-	-	-			
LDDAP-ADA	-	-	-	-	-	-	-	-	-	-	-	-	-	-	-	-	-	-	-	-	-	-	-	-	-	-	-	-	-	-			
Advice to Debit Account	-	-	-	-	-	-	-	-	-	-	-	-	-	-	-	-	-	-	-	-	-	-	-	-	-	-	-	-	-	-			
Notice of Transfer Allocation	-	-	-	-	-	-	-	-	-	-	-	-	-	-	-	-	-	-	-	-	-	-	-	-	-	-	-	-	-	-			
Working Fund (NCA issued to BTR)	-	-	-	-	-	-	-	-	-	-	-	-	-	-	-	-	-	-	-	-	-	-	-	-	-	-	-	-	-	-			
Tax Remittance Advice Issued (TRA)	-	-	-	-	-	-	-	-	-	-	-	-	-	-	-	-	-	-	-	-	-	-	-	-	-	-	-	-	-	-			
Cash Disbursement Calling (CDC)	211,254.29	518,624.91	-	-	729,879.20	-	-	-	-	-	-	-	-	-	-	-	-	-	-	-	-	211,254.29	518,624.91	-	-	-	729,879.20	-	-	-			
Non-Cash Availment Authority (NCAA)	-	-	-	-	-	-	-	-	-	-	-	-	-	-	-	-	-	-	-	-	-	-	-	-	-	-	-	-	-	-			
Others (CDT, BTR, Docs Stamp, etc.)	-	-	-	-	-	-	-	-	-	-	-	-	-	-	-	-	-	-	-	-	-	-	-	-	-	-	-	-	-	-			
TOTAL	3,552,423.87	62,846,954.17	-	941,016.30	67,450,394.34	-	12,050,276.37	-	-	12,050,276.37	-	-	-	-	-	-	-	-	-	-	3,552,423.87	74,997,230.54	-	941,016.30	-	79,500,670.71	-	-	-	-			

Summary:	Previous Report (Aug.)		This Month (Sep.)		As of Date	
	322,371,968.40	1,386,959.20	323,768,927.60	1,386,959.20	323,768,927.60	1,386,959.20
Total Disbursement Authorities Received	322,371,968.40	1,386,959.20	323,768,927.60	1,386,959.20	323,768,927.60	1,386,959.20
NCA	244,267,019.62	79,500,670.71	244,267,019.62	79,500,670.71	244,267,019.62	79,500,670.71
Working Fund	78,104,948.78	-	78,104,948.78	-	78,104,948.78	-
TRA	-	-	-	-	-	-
CDC	-	-	-	-	-	-
NCAA	-	-	-	-	-	-
Others (CDT, BTR, Docs Stamp, etc.)	110,567,697.54	667,080.00	111,234,777.54	667,080.00	111,234,777.54	667,080.00
Add: Notice of Transfer Allocations (NTA)	322,371,968.40	1,386,959.20	323,768,927.60	1,386,959.20	323,768,927.60	1,386,959.20
Total Disbursements Authorities Available	322,371,968.40	1,386,959.20	323,768,927.60	1,386,959.20	323,768,927.60	1,386,959.20
Less: Lapsed NCA (every end of the quarter)	831.87	405.40	831.87	405.40	831.87	405.40
Disbursements*	244,267,019.62	79,500,670.71	244,267,019.62	79,500,670.71	244,267,019.62	79,500,670.71
Balance of Disbursements Authorities as of date	78,104,948.78	-	78,104,948.78	-	78,104,948.78	-

Approved By: 
 ATTY. ALVIN M. VILLAR
 Regional Director

Certified Correct: 
 ANGELICA JOY L. NAPOS
 Accountant III

* including TRA

SUMMARY REPORT OF DISBURSEMENTS
For the month of August 2018

Department : DEPARTMENT OF LABOR AND EMPLOYMENT
Agency/Operating Unit : Office of the Secretary
Region/Province/City : Regional Office No. V
Fund : 01-1 01-101

PARTICULARS	CURRENT YEAR BUDGET						PRIOR YEAR'S BUDGET						GRAND TOTAL						REMARKS								
	CURRENT YEAR'S ACCOUNTS PAYABLE			PRIOR YEAR'S ACCOUNTS PAYABLE			CURRENT YEAR'S ACCOUNTS PAYABLE			PRIOR YEAR'S ACCOUNTS PAYABLE			TRUST LIABILITIES			GRAND TOTAL											
	PS	MOOE	Fin. Exp.	CO	TOTAL	PS	MOOE	Fin. Exp.	CO	Sub-Total	PS	MOOE	Fin. Exp.	CO	Sub-Total	PS	MOOE	Fin. Exp.		CO	TOTAL	PS	MOOE	Fin. Exp.	CO	TOTAL	
																											9
1	2	3	4	5	6=(2+3+4+5)	7	8	9	10	11=(7+8+9+10)	12	13	14	15	16=(12+13+14+15)	17=(11+16)	18=(6+17)	19	20	21	22=(19+20+21)	23	24	25	26	27=(23+24+25+26)	(9)
Notice of Cash Allocation	931,810.78	528,129.78	-	-	1,459,940.56	-	5,116,597.29	-	-	5,116,597.29	-	-	-	-	5,116,597.29	-	1,459,940.56	-	-	-	-	931,810.78	528,129.78	-	-	1,459,940.56	
MDS Checks Issued	1,894,057.33	6,737,499.53	-	-	8,631,556.86	-	-	-	-	-	-	-	-	-	-	-	13,748,154.15	-	-	-	-	1,894,057.33	11,854,056.82	-	-	13,748,154.15	
LDAP-ADA	-	-	-	-	-	-	-	-	-	-	-	-	-	-	-	-	-	-	-	-	-	-	-	-	-	-	
Advice to Debit Account	-	-	-	-	-	-	-	-	-	-	-	-	-	-	-	-	-	-	-	-	-	-	-	-	-	-	
Notice of Transfer Allocation	-	-	-	-	-	-	-	-	-	-	-	-	-	-	-	-	-	-	-	-	-	-	-	-	-	-	
Working Fund (NCA issued to BTR)	-	-	-	-	-	-	-	-	-	-	-	-	-	-	-	-	-	-	-	-	-	-	-	-	-	-	
Tax Remittance Advice Issued (TRA)	232,901.92	71,796.51	-	-	304,698.43	-	-	-	-	-	-	-	-	-	-	-	304,698.43	-	-	-	-	232,901.92	71,796.51	-	-	304,698.43	
Cash Disbursement Ceiling (CDC)	-	-	-	-	-	-	-	-	-	-	-	-	-	-	-	-	-	-	-	-	-	-	-	-	-	-	
Non-Cash Availment Authority (NCAA)	-	-	-	-	-	-	-	-	-	-	-	-	-	-	-	-	-	-	-	-	-	-	-	-	-	-	
Others (CDT, BTR Docs Stamp, etc.)	-	-	-	-	-	-	-	-	-	-	-	-	-	-	-	-	-	-	-	-	-	-	-	-	-	-	
TOTAL	3,058,770.03	7,337,475.82	-	-	10,396,195.85	-	5,116,597.29	-	-	5,116,597.29	-	-	-	-	5,116,597.29	-	15,512,793.14	-	-	-	-	3,058,770.03	12,454,023.11	-	-	15,512,793.14	

Summary:
Total Disbursement Authorities Received
NCA 208,038,793.11
Working Fund 3,460,779.32
TRA 304,698.43
CDC
NCAA
Others (CDT, BTR Docs Stamp, etc.)
Add: Notice of Transfer Allocations (NTA)
Total Disbursements Authorities Available
Less: Lapsed NCA (every end of the quarter)
Disbursements*
Balance of Disbursements Authorities as of date

Previous Report (Jul.)
208,038,793.11
3,460,779.32
304,698.43
77,353,733.74
288,853,306.17
228,754,226.48
60,099,079.69

Total Disbursements Program
Less: Actual Disbursements
(Over) Under spending

Previous Report (Jul.)
288,853,306.17
228,754,226.48
60,099,079.69

This Month (Aug.)
33,213,963.80
33,318,662.23
15,512,793.14
18,005,869.09

As of Date
208,038,793.11
3,785,477.75
110,567,697.54
322,371,968.40
244,267,019.52
78,104,116.91

* including TRA

Certified Correct:
ANGELOA JOHN MAROLIS
Accountant III

Approved By:
ATTY. ALVIN M. WILLAMOR
Regional Director

SUMMARY REPORT OF DISBURSEMENTS
For the month of July 2018

Department
Agency/Operating Unit
Region/Province/City
Fund

DEPARTMENT OF LABOR AND EMPLOYMENT
Office of the Secretary
Region's Office No. V
01.1.01.101

PARTICULARS	CURRENT YEAR BUDGET						PRIOR YEAR'S BUDGET						GRAND TOTAL						REMARKS											
	PS	MOOE	Fin. Exp.	CO	TOTAL	PS	PRIOR YEAR'S ACCOUNTS PAYABLE			CURRENT YEAR'S ACCOUNTS PAYABLE			PS	MOOE	Fin. Exp.	CO	TOTAL	PS		TRUST LIABILITIES		TOTAL								
							MOOE	Sub-Total	Sub-Total	PS	MOOE	in. Exp.								CO	Sub-Total		PS	MOOE	CO	TOTAL	PS	MOOE	CO	TOTAL
1	2	3	4	5	6=(2+3+4+5)	7	8	9	10	11=(7+8+9+10)	12	13	14	15	16=(12+13+14+15)	17=(11+16)	18=(6+17)	19	20	21	22=(19+20+21)	23	24	25	26	27=(23+24+25+26)	(9)			
Notice of Cash Allocation																														
MDS Checks Issued	1,570,421.41	2,414,500.58		171,000.00	4,155,921.99	1,171,305.02	41,015,054.41			42,186,350.43					42,186,350.43	46,342,282.42					2,741,727.43	43,429,554.99			171,000.00	46,342,282.42				
LDDAP-ADA																														
Advice to Debit Account																														
Notice of Transfer Allocation																														
Working Fund (NCA issued to BTR)																														
Tax Remittance Advice Issued (TRA)	230,901.92	500,350.24			731,252.16																	230,901.92	500,350.24			731,252.16				
Cash Disbursement Ceiling (CDC)																														
Non-Cash Availment Authority (NCAA)																														
Others (CDT, BTR, Docs Stamp, etc.)																														
TOTAL	1,801,323.33	2,914,850.82		171,000.00	4,887,174.15	1,171,306.02	41,015,054.41			42,186,350.43					42,186,350.43	47,073,534.58					2,972,629.35	43,929,905.23			171,000.00	47,073,534.58				

Summary:

Total Disbursement Authorities Received	128,118,793.11	As of Date	107,171,782.40	288,853,306.17
NCA	79,920,000.00	This Month (Jul.)	107,171,782.40	288,853,306.17
Working Fund	2,729,527.16	Previous Report (Jun.)	181,681,523.77	228,754,226.48
TRA		Total Disbursements Program	181,680,691.90	60,098,247.82
CDC		Less: Actual Disbursements	831.87	60,099,079.69
NCAA		(Over) Under spending	831.87	

Summary:

Total Disbursement Authorities Received	50,833,203.50	As of Date	26,520,530.24	77,353,733.74
NCA	181,681,523.77	This Month (Jul.)	107,171,782.40	288,853,306.17
Working Fund	831.87	Previous Report (Jun.)	181,680,691.90	831.87
TRA	181,680,691.90	Total Disbursements Program	181,680,691.90	228,754,226.48
CDC		Less: Actual Disbursements	60,098,247.82	60,098,247.82
NCAA		(Over) Under spending		

*including TRA

Certified Correct:

PAURELICA JOY L. NAPPOLIS
Accountant III

Approved By:

ROVELYNDA A. DELA ROSA
OIC-Regional Director

SUMMARY REPORT OF DISBURSEMENTS
For the month of June 2018

Department : DEPARTMENT OF LABOR AND EMPLOYMENT
Agency/Operating Unit : Office of the Secretary
Region/Province/City : Regional Office No. V
Fund : 01-1 011 101

PARTICULARS	CURRENT YEAR BUDGET						PRIOR YEAR'S BUDGET						TRUST LIABILITIES						GRAND TOTAL				REMARKS											
	PS	MODE	Fin. Exp.	CO	TOTAL	7	PRIOR YEAR'S ACCOUNTS PAYABLE			CURRENT YEAR'S ACCOUNTS PAYABLE			Sub-Total	PS	MODE	CO	TOTAL	PS	MODE	CO	TOTAL	23		24	25	26	TOTAL							
							MOOE	Fin. Exp.	CO	Sub-Total	PS	MOOE																Fin. Exp.	CO	Sub-Total	19	20	21	22=(19+20+21)
							8	9	10	11=(7+8+9+10)	12	13																14	15	16=(12+13+14+15)	18=(6+17)	19	20	21
Notice of Cash Allocation	1,344,463.14	30,515,017.70	-	-	31,859,480.84	-	-	-	-	-	-	-	-	-	-	-	-	-	-	-	1,344,463.14	30,515,017.70	-	-	31,859,480.84									
MDS Checks Issued	1,572,855.64	6,640,038.44	-	-	8,212,894.08	-	-	-	-	-	-	-	-	-	-	-	-	-	-	-	1,572,855.64	6,640,038.44	-	-	8,212,894.08									
LDDAP-ADA	-	-	-	-	-	-	-	-	-	-	-	-	-	-	-	-	-	-	-	-	-	-	-	-	-									
Advice to Debit Account	-	-	-	-	-	-	-	-	-	-	-	-	-	-	-	-	-	-	-	-	-	-	-	-	-									
Notice of Transfer Allocation	-	-	-	-	-	-	-	-	-	-	-	-	-	-	-	-	-	-	-	-	-	-	-	-	-									
Working Fund (NCA issued to BT)	-	-	-	-	-	-	-	-	-	-	-	-	-	-	-	-	-	-	-	-	-	-	-	-	-									
Tax Remittance Advice Issued (TRA)	-	-	-	-	-	-	-	-	-	-	-	-	-	-	-	-	-	-	-	-	-	-	-	-	-									
Cash Disbursement Ceiling (CDC)	-	-	-	-	-	-	-	-	-	-	-	-	-	-	-	-	-	-	-	-	-	-	-	-	-									
Non-Cash Availment Authority (NCAA)	330,901.92	674,199.88	-	-	1,005,101.80	-	-	-	-	-	-	-	-	-	-	-	-	-	-	-	330,901.92	674,199.88	-	-	1,005,101.80									
Others (CDT, BT, Docs Stamp, etc.)	-	-	-	-	-	-	-	-	-	-	-	-	-	-	-	-	-	-	-	-	-	-	-	-	-									
TOTAL	3,248,220.70	37,829,256.02			41,077,476.72																3,248,220.70	37,829,256.02			41,077,476.72									

Summary:
Total Disbursement Authorities Received
NCA
Working Fund
TRA
CDC
NCAA
Others (CDT, BT, Docs Stamp, etc.)
Add: Notice of Transfer Allocations (NTA)
Total Disbursements Authorities Available
Less: Lapsed NCA (every end of the quarter)
Disbursements*
Balance of Disbursements Authorities as of date

As of Date
128,118,793.11
2,729,527.16
50,833,203.50
181,681,523.77
831.87
181,680,691.90

Previous Report (May)
122,348,504.11
1,724,425.36
50,833,203.50
174,906,132.97
718.62
140,603,215.18
34,302,199.97

This Month (Jun.)
5,770,269.00
1,005,101.80
6,775,390.80
113.05
41,077,476.72
(34,302,199.97)

Previous Report (May)
174,906,132.97
140,603,215.18
34,302,917.79

This Month (Jun.)
6,775,390.80
41,077,476.72
(34,302,085.92)

As of Date
181,681,523.77
181,680,691.90
831.87

Certified Correct:
ANGELICA JOY L. NAPOLIS
Accountant III

Approved By:
ROVELINDA A. DELA ROSA
City Regional Director

* including TRA

SUMMARY REPORT OF DISBURSEMENTS
For the month of May 2018

Department: DEPARTMENT OF LABOR AND EMPLOYMENT
Agency/Operating Unit: Office of the Secretary
Region/Province/City: Regional Office No. V
Fund: 01-101-101-462,284.36

PARTICULARS	CURRENT YEAR BUDGET					PRIOR YEAR'S BUDGET					Sub-Total	TRUST LIABILITIES					GRAND TOTAL					Remarks						
	PS	MOOE	Fin. Exp.	CO	TOTAL	PRIOR YEAR'S ACCOUNTS PAYABLE						TOTAL	PS	MOOE	CO	TOTAL	PS	MOOE	Fin. Exp.	CO	TOTAL							
						7	8	9	10	11=(7+8+9+10)													12	13	14	15	16=(12+13+14+15)	17=(11+16)
1	2	3	4	5	6=(2+3+4+5)	7	8	9	10	11=(7+8+9+10)	12	13	14	15	16=(12+13+14+15)	17=(11+16)	18=(6+17)	19	20	21	22=(19+20+21)	23	24	25	26	27=(23+24+25+26)	(9)	
Notice of Cash Allocation	1,660,193.95	27,349,193.27			29,009,387.22												29,009,387.22				1,660,193.95	27,349,193.27				29,009,387.22		
MDS Checks issued	4,391,289.07	11,376,572.03			15,767,861.10												15,767,861.10				4,391,289.07	11,376,572.03				15,767,861.10		
DDAP-ADA																												
Advice to Debit Account																												
Notice of Transfer Allocation																												
Working Fund (NCA issued to BTR)																												
Tax Remittance Advice Issued (TRA)																												
Cash Disbursement Ceiling (CDC)																												
Non-Cash Availment Authority (NCAA)	230,301.92	231,982.44			462,284.36												462,284.36				230,301.92	231,982.44				462,284.36		
Others (CDT, BTR, Docs Stamp, etc.)																												
TOTAL	6,281,784.94	38,957,747.74			45,239,532.68												45,239,532.68				6,281,784.94	38,957,747.74				45,239,532.68		

Summary:
Total Disbursement Authorities Received
NCA
Working Fund
TRA
CDC
NCAA
Others (CDT, BTR, Docs Stamp, etc.)
Add: Notice of Transfer, Allocations (NTA)
Total Disbursements Authorities Available
Less: Lapsed NCA (every end of the quarter)
Disbursements*
Balance of Disbursements Authorities as of date

Previous Report (Apr.)
120,059,143.00
2,289,361.11
1,262,141.00
50,833,203.50
172,154,487.50
718.82
95,963,682.50
76,790,095.18

This Month (May)
2,289,361.11
462,284.36
462,284.36
50,833,203.50
174,906,132.97
718.82
45,239,532.68
42,487,887.21

As of Date
122,348,504.11
1,724,425.36
1,724,425.36
50,833,203.50
174,906,132.97
718.82
140,603,215.18
34,302,195.97

Previous Report (Apr.)
172,154,487.50
95,963,682.50
76,790,095.00

This Month (May)
2,751,645.47
45,239,532.68
42,487,887.21

As of Date
174,906,132.97
140,603,215.18
34,302,195.97

Total Disbursements Program
Less: Actual Disbursements
(Over)/Under Spending

Approved By:

EUSEBIO R. SARCAUGA, CESO III
Regional Director

Certified Correct:

ANSELICA JOY L. NARPEUS
Accountant

*including TRA

SUMMARY REPORT OF DISBURSEMENTS
For the month of April 2018

Department : DEPARTMENT OF LABOR AND EMPLOYMENT
 Agency/Operating Unit : Office of the Secretary
 Region/Province/City : Regional Office No. V
 Fund : 01-1,01-101

PARTICULARS	CURRENT YEAR BUDGET				PRIOR YEAR'S BUDGET						Sub-Total	TRUST LIABILITIES				GRAND TOTAL				REMARKS				
	PS	MOOE	Fin. Exp.	CO	PS	MOOE	Fin. Exp.	CO	Sub-Total	PS		MOOE	CO	TOTAL	PS	MOOE	CO	TOTAL						
1	2	3	4	5	7	8	9	10	11=(7+8+9+10)	12	13	14	15	16=(12+13+14+15)	19	20	21	22=(19+20+21)	23	24	25	26	27=(23+24+25+26)	(9)
Notice of Cash Allocation	1,968,315.66					6,756,105.62													1,968,315.66	4,787,789.96			6,756,105.62	
MDS Checks Issued	1,928,924.45					1,928,924.45													1,928,924.45	15,382,539.25			17,311,463.70	
LDIAP-ADA																								
Advice to Debit Account																								
Notice of Transfer Allocation																								
Working Fund (NCA issued to BTr)																								
Tax Remittance Advice Issued (TRA)																								
Cash Disbursement Ceiling (CDC)																								
Non-Cash Availment Authority (NCAA)																								
Others (CDT, BTr Docs Stamp, etc.)																								
TOTAL	4,127,542.03	4,954,791.47	-	-	-	15,382,539.25	-	-	15,382,539.25	-	-	-	-	15,382,539.25	-	-	-	-	4,127,542.03	20,337,330.72	-	-	24,464,872.75	-

Summary:
 Total Disbursement Authorities Received
 NCA 120,059,143.00
 Working Fund 1,262,141.00
 TRA 397,303.43
 CDC
 NCAA

As of Date
 120,059,143.00
 1,262,141.00

Previous Report (Mar.)
 36,855,143.00
 864,837.57

This Month (Apr.)
 83,200,000.00
 397,303.43

As of Date
 50,833,203.50
 172,154,487.50

Total Disbursements Program
 Less: Actual Disbursements
 (Over)/Under spending

Previous Report (Mar.)
 70,898,809.75
 718.82
 70,898,090.93

This Month (Apr.)
 17,657,655.50
 101,254,958.93
 718.82
 17,657,974.32

As of Date
 50,833,203.50
 172,154,487.50
 718.82
 50,833,922.32

Previous Report (Mar.)
 70,898,809.75
 718.82
 70,898,090.93

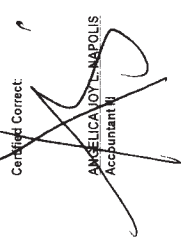
Total Disbursements Program
 Less: Actual Disbursements
 (Over)/Under spending


As of Date
 76,790,086.18
 76,790,086.18

This Month (Apr.)
 24,464,872.75
 76,790,086.18

As of Date
 172,154,487.50
 76,790,086.18

Previous Report (Mar.)
 70,898,809.75
 718.82
 70,898,090.93

Canceled Correct

 ANSELICA NOY MARAPOLIS
 Accountant III

Approved By:

 EXEQUIEL R. FARCAUGA, CESO III
 Regional Director

* including TRA

SUMMARY REPORT OF DISBURSEMENTS
For the month of March 2018

Department: DEPARTMENT OF LABOR AND EMPLOYMENT
 Agency/Operating Unit: Office of the Secretary
 Region/Provincial/City: Regional Office No. V
 Fund: -01 1.01.101

70,034,691.00 70,033,972.18
 100.00%

PARTICULARS	CURRENT YEAR BUDGET						PRIOR YEAR'S BUDGET						Sub-Total	TRUST LIABILITIES						GRAND TOTAL						REMARKS	
	MOOE		Fin. Exp.		CO		PS		MOOE		Fin. Exp.			CO		PS		MOOE		Fin. Exp.		CO		PS			
	2	3	4	5	6	7	8	9	10	11	12	13		14	15	16	17	18	19	20	21	22	23	24	25		26
1	2	3	4	5	6=(2+3+4+5)	7	8	9	10	11=(7+8+9+10)	12	13	14	15	16=(12+13+14+15)	17=(11+16)	18=(6+17)	19	20	21	22=(19+20+21)	23	24	25	26	27=(23+24+25+26)	(9)
Notice of Cash Allocation	1,465,083.04	10,698,479.14	-	-	12,163,562.18	-	-	-	-	-	-	-	-	-	-	-	12,163,562.18	-	-	-	-	1,465,083.04	10,698,479.14	-	-	12,163,562.18	
MDS Checks issued	4,207,481.51	22,771,062.16	-	-	26,978,543.67	-	-	-	-	-	-	-	-	-	-	-	26,978,543.67	-	-	-	-	4,207,481.51	22,771,062.16	-	-	26,978,543.67	
LDDAP-ADA	-	-	-	-	-	-	-	-	-	-	-	-	-	-	-	-	-	-	-	-	-	-	-	-	-	-	
Advice to Debit Account	-	-	-	-	-	-	-	-	-	-	-	-	-	-	-	-	-	-	-	-	-	-	-	-	-	-	
Notice of Transfer Allocation	-	-	-	-	-	-	-	-	-	-	-	-	-	-	-	-	-	-	-	-	-	-	-	-	-	-	
Working Fund (NCA issued to BTR)	229,967.30	66,388.71	-	-	296,356.01	-	-	-	-	-	-	-	-	-	-	-	296,356.01	-	-	-	-	229,967.30	66,388.71	-	-	296,356.01	
Tax Remittance Advice Issued (TRA)	-	-	-	-	-	-	-	-	-	-	-	-	-	-	-	-	-	-	-	-	-	-	-	-	-	-	
Cash Disbursement Ceiling (CDC)	-	-	-	-	-	-	-	-	-	-	-	-	-	-	-	-	-	-	-	-	-	-	-	-	-	-	
Non-Cash Availment Authority (NCAA)	-	-	-	-	-	-	-	-	-	-	-	-	-	-	-	-	-	-	-	-	-	-	-	-	-	-	
Others (CDT, BTR Docs Stamp, etc.)	-	-	-	-	-	-	-	-	-	-	-	-	-	-	-	-	-	-	-	-	-	-	-	-	-	-	
TOTAL	5,902,531.85	33,535,930.01	-	-	39,438,461.86	-	-	-	-	-	-	-	-	-	-	-	39,438,461.86	-	-	-	-	5,902,531.85	33,535,930.01	-	-	39,438,461.86	

Summary:
 Total Disbursement Authorities Received
 NCA
 Working Fund
 TRA
 CDC
 NCAA
 Others (CDT, BTR Docs Stamp, etc.)
 Add: Notice of Transfer Allocations (NTA)
 Total Disbursements Authorities Available
 Less: Lapsed NCA (every end of the quarter)
 Disbursements*
 Balance of Disbursements Authorities as of date

Previous Report (Feb.)
 35,016,000.00
 568,481.56
 10,999,548.00
 46,584,029.56
 31,460,347.89
 15,123,681.67

This Month (Mar.)
 1,843,143.00
 296,356.01
 22,176,000.00
 24,315,499.01
 718.82
 39,438,461.86
 (15,123,681.67)


As of Date
 36,859,143.00
 864,837.57
 33,175,548.00
 70,899,528.57
 718.82
 70,899,809.75
 (15,123,681.67)

Previous Report (Feb.)
 46,584,029.56
 31,460,347.89
 15,123,681.67

Total Disbursements Program
 Less: Actual Disbursements
 (Over) Under spending

This Month (Mar.)
 24,315,499.01
 39,438,461.86
 (15,122,962.85)

As of Date
 70,899,528.57
 70,899,809.75
 718.82

Approved By: 
 EXECUTIVE DIRECTOR
 REGIONAL OFFICE

Certified Correct
 ANGELOA JOY L. NAPOLIS
 Accountant in Charge

*including TRA


SUMMARY REPORT OF DISBURSEMENTS
For the month of February 2018


Department : DEPARTMENT OF LABOR AND EMPLOYMENT
Agency/Operating Unit : Office of the Secretary
Region/Province/City : Regional Office No. V
Fund : 01 101 101

PARTICULARS	CURRENT YEAR BUDGET						PRIOR YEAR'S BUDGET						CURRENT YEAR'S ACCOUNTS PAYABLE						PRIOR YEAR'S ACCOUNTS PAYABLE						Sub-Total	TRUST LIABILITIES						GRAND TOTAL						REMARKS
	PS	MOOE	Fin. Exp.	CO	TOTAL	PS	MOOE	Fin. Exp.	CO	TOTAL	PS	MOOE	Fin. Exp.	CO	TOTAL	PS	MOOE	Fin. Exp.	CO	TOTAL	PS	MOOE	Fin. Exp.	CO		TOTAL	PS	MOOE	Fin. Exp.	CO	TOTAL							
																																7	8	9	10	11	12	
1	2	3	4	5	6=(2+3+4+5)	7	8	9	10	11=(7+8+9+10)	12	13	14	15	16=(12+13+14+15)	17=(11+16)	18=(6+17)	19	20	21	22=(19+20+21)	23	24	25	26	27=(23+24+25+26)	(9)											
Notice of Cash Allocation MDS checks issued LDDAP-ADA Advice to Debit Account Notice of Transfer Allocation Working Fund (NCA issued to BTR) Tax Remittance Advice issued (TRA) Cash Disbursement Ceiling (CDC) Non-Cash Availment Authority (NCAA) Others (CDT, BTR, Docs Stamp, etc.) TOTAL	1,246,321.17 4,681,102.18 1,347,369.24	4,681,102.18 4,333,726.59	- -	- -	5,927,423.35 6,281,297.83	- -	4,197,439.53	- -	- -	4,197,439.53	- -	- -	- -	- -	- -	4,197,439.53	10,124,862.88 6,281,297.83	- -	- -	- -	- -	1,246,321.17 1,947,569.24	8,878,541.71 4,333,726.59	- -	- -	- -	10,124,862.88 6,281,297.83											
	3,444,759.01	9,046,902.20	-	-	12,491,661.21	-	4,197,439.53	-	-	4,197,439.53	-	-	-	-	-	4,197,439.53	16,689,100.74	-	-	-	-	3,444,759.01	13,244,341.73	-	-	-	16,689,100.74	16,406,160.71										

	Previous Report (Jan.)	This Month (Feb.)	As of Date
Summary:			
Total Disbursement Authorities Received			
NCA	25,925,000.00	9,091,000.00	35,016,000.00
Working Fund			
TRA	285,541.53	282,940.03	568,481.56
CDC			
NCAA			
Others (CDT, BTR, Docs Stamp, etc.)			
Add: Notice of Transfer Allocations (NTA)			
Total Disbursements Authorities Available	26,210,541.53	10,399,548.00	46,584,029.56
Less: Lapsed NCA (every end of the quarter)			
Disbursements*	14,771,247.15	16,689,100.74	31,460,347.89
Balance of Disbursements Authorities as of date	11,439,294.38	3,884,387.29	15,123,881.67

	Previous Report (Jan.)	This Month (Feb.)	As of Date
Total Disbursements Program	26,210,541.53	20,373,488.03	46,584,029.56
Less: Actual Disbursements	14,771,247.15	16,689,100.74	31,460,347.89
(Over) Under spending	11,439,294.38	3,884,387.29	15,123,881.67

Certified/Correct:

ANGELICA NOY L. NAPOLIS
Accountant II

Approved By:

EXECUTIVE DIRECTOR

*including TRA

SUMMARY REPORT OF DISBURSEMENTS
For the month of January 2016

Department : DEPARTMENT OF LABOR AND EMPLOYMENT
Agency/Operating Unit : Office of the Secretary
Region/Province/City : Regional Office No. V
Fund : 01-1 01-101

8 872,520.34

PARTICULARS	CURRENT YEAR BUDGET						PRIOR YEAR'S BUDGET						TRUST LIABILITIES						GRAND TOTAL				Remarks					
	PS	MOOE	Fin. Exp.	CO	TOTAL	Sub-Total	PRIOR YEAR'S ACCOUNTS PAYABLE			CURRENT YEAR'S ACCOUNTS PAYABLE			Sub-Total	PS	MOOE	CO	TOTAL	PS	MOOE	CO	TOTAL	PS		MOOE	CO	TOTAL		
							7	8	9	10	11	12															13	14
1	2	3	4	5	6=(2+3+4+5)	7	8	9	10	11=(7+8+9+10)	12	13	14	15	16=(12+13+14+15)	17=(11+16)	18=(6+17)	19	20	21	22=(19+20+21)	23	24	25	26	27=(23+24+25+26)	(9)	
Notice of Cash Allocation	1,435,958.27	3,532,609.96	-	-	4,968,578.23	49,487.60	3,349,161.30	-	-	3,398,648.90	-	-	-	-	3,398,648.90	8,368,227.13	8,368,227.13	-	-	-	-	1,486,455.87	6,881,771.26	-	-	-	8,368,227.13	
MDS Checks Issued	2,481,468.01	1,141,341.13	-	-	3,622,810.14	1,302,108.45	1,192,559.90	-	-	2,494,668.35	-	-	-	-	2,494,668.35	6,117,478.49	6,117,478.49	-	-	-	-	3,783,577.46	2,333,901.03	-	-	-	6,117,478.49	
LDDAP-ADA																												
Advice to Debit Account																												
Notice of Transfer Allocation																												
Working Fund (NCA issued to BTR)	266,238.14	13,893.83	-	-	280,131.97		5,409.56	-	-	5,409.56	-	-	-	-	5,409.56	285,541.53	285,541.53	-	-	-	-	266,238.14	19,303.39	-	-	285,541.53		
Tax Remittance Advice Issued (TRA)																												
Cash Disbursement Ceiling (CDC)																												
Non-Cash Availment Authority (NCAA)																												
Others (GDT, BTR, Docs Stamp, etc.)																												
TOTAL	4,184,675.42	4,687,844.92	-	-	8,872,520.34	1,351,596.05	4,547,130.76	-	-	5,898,726.81	-	-	-	-	5,898,726.81	14,771,247.15	14,771,247.15	-	-	-	-	5,536,271.47	9,234,975.68	-	-	14,771,247.15	14,485,705.92	

Summary:
Total Disbursement Authorities Received
NCA
Working Fund
TRA
CDC
NCAA
Others (GDT, BTR, Docs Stamp, etc.)
Add: Notice of Transfer Allocations (NTA)
Total Disbursements Authorities Available
Less: Lapsed NCA (every end of the quarter)
Disbursements*
Balance of Disbursements Authorities as of date

As of Date
25,925,000.00
285,541.53
26,210,541.53
14,771,247.15
11,439,294.38

This Month (Jan.)
25,925,000.00
285,541.53
26,210,541.53
14,771,247.15
11,439,294.38

Previous Report
14,771,247.15
11,439,294.38
26,210,541.53

As of Date
26,210,541.53
14,771,247.15
11,439,294.38

Total Disbursements Program
Less: Actual Disbursements
(Over)/ Under Spending

Previous Report
14,771,247.15
11,439,294.38
26,210,541.53

Certified Correct:
MARIE L. CA. OY. MAPOLIS
Accountant III

Approved By:
ERDULIN P. SANTIAGO, CFSO III
Regional Director

* including TRA