






Particulars	UACS CODE	2017 Accomplishment		2018 Physical Target (Budget Year)					Remarks	
		Actual Jan. 1- Sept.30	Estimate Oct. 1- Dec.30	Total	1st Quarter	2nd Quarter	3rd Quarter	4th Quarter		Variance
<b>OUTPUT INDICATORS</b>										
1. Number of beneficiaries provided with livelihood assistance		6,145	-	6,145	525	2,612	1,985	103	(920)	
2. Number of beneficiaries served		9,206	-	9,206	variable	variable	variable	variable	variable	
3. Percentage of individual provided services within the prescribed process cycle time (PCT)		100%	100%	100%	100%	100%	100%	100%	0%	

Prepared By:   
 Budget Officer

In coordination with:  
  
**JOSIE BUSTAMANTE**  
 Budget Officer

Approved By:   
**ROVELINDA DELA ROSA**  
 Regional Director