

SUMMARY REPORT OF DISBURSEMENTS
For the month of December 2018

Department DEPARTMENT OF LABOR AND EMPLOYMENT
Agency/Operating Unit : Office of the Secretary
Regional/Provincial/City : Regional Office No. V
Fund : 011 B1 101

PARTICULARS	CURRENT YEAR BUDGET						PRIOR YEAR'S BUDGET						GRAND TOTAL						REMARKS											
	PS	MOOE	Fin. Exp.	CO	TOTAL	7	PRIOR YEAR'S ACCOUNTS PAYABLE			CURRENT YEAR'S ACCOUNTS PAYABLE			Sub-Total	TRUST LIABILITIES			PS	MOOE		Fin. Exp.	CO	TOTAL								
							PS	MOOE	Fin. Exp.	CO	Sub-Total	PS		MOOE	Fin. Exp.	CO							Sub-Total	PS	MOOE	Fin. Exp.	CO	Sub-Total		
1	2	3	4	5	6=(2+3+4+5)	7	8	9	10	11=(7+8+9+10)	12	13	14	15	16=(12+13+14+15)	17=(11+16)	18=(6+17)	19	20	21	22=(19+20+21)	23	24	25	26	27=(23+24+25+26)	(9)			
Notice of Cash Allocation	1,456,024.04	35,709,706.05			37,165,730.09																	1,456,024.04	35,709,706.05				37,165,730.09	53,946,099.05		
MDS Checks Issued		16,783,368.97			16,783,368.97																		16,783,368.97				16,783,368.97	34,420,780.29		
LDDAP-ADA																														
Advice to Debit Account																														
Notice of Transfer Allocation																														
Working Fund (NCA issued to BT/)																														
Tax Remittance Advice Issued (TRA)	242,017.98	976,350.93			1,218,368.91																		242,017.98	976,350.93			1,218,368.91			
Cash Disbursement Calling (CDC)																														
Non-Cash Availment Authority (NCAA)																														
Others (CDT, BTR Docs Stamp, etc.)																														
TOTAL	1,698,042.02	53,489,425.95			55,187,467.97																	1,698,042.02	53,489,425.95				55,187,467.97			

Summary:
Total Disbursement Authorities Received
NCA
Working Fund
TRA
CDC
NCAA
Others (CDT, BTR Docs Stamp, etc.)
Add: Notice of Transfer Allocations (NTA)
Total Disbursements Authorities Available
Less: Lapsed NCA (every end of the quarter)
Disbursements*
Balance of Disbursements Authorities as of date


	Previous Report (Nov.)	This Month (Dec.)	As of Date
NCA	263,211,217.81	20,713,463.12	283,924,680.93
Working Fund	5,347,954.46	1,218,368.91	6,566,323.37
TRA			
CDC			
NCAA			
Others (CDT, BTR Docs Stamp, etc.)	120,605,413.54		120,605,413.54
Total	389,164,585.81	21,931,832.03	411,096,427.84
Less: Lapsed NCA (every end of the quarter)	1,237.27	4.98	1,242.25
Disbursements*	55,927,717.62	55,167,467.97	411,095,185.59
Balance of Disbursements Authorities as of date	<u>33,235,835.94</u>	<u>33,235,835.94</u>	<u>33,235,835.94</u>

	Previous Report (Nov.)	This Month (Dec.)	As of Date
Total Disbursements Program	389,164,585.81	21,931,832.03	411,096,427.84
Less: Actual Disbursements	55,927,717.62	55,167,467.97	411,095,185.59
(Over) Under spending	<u>33,236,876.19</u>	<u>33,235,835.94</u>	<u>33,235,835.94</u>

*including TRA

Certified Correct:

ANGELICA JOY L. NAPOLIS
Accountant III

Approved By:

ATTY. ALVIN M. VILLAMOR
Regional Director

SUMMARY REPORT OF DISBURSEMENTS
For the month of September 2018

Department : DEPARTMENT OF LABOR AND EMPLOYMENT
Agency/Operating Unit : Office of the Secretary
Region/Province/City : Regional Office No. V
Fund : 01-101-101

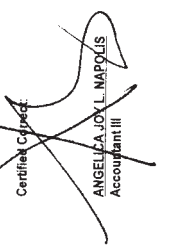
PARTICULARS	CURRENT YEAR BUDGET					PRIOR YEAR'S BUDGET					PRIOR YEAR'S ACCOUNTS PAYABLE					CURRENT YEAR'S ACCOUNTS PAYABLE					Sub-Total	TRUST LIABILITIES					GRAND TOTAL					Remarks
	PS	MOOE	Fin. Exp.	CO	TOTAL	PS	MOOE	Fin. Exp.	CO	TOTAL	PS	MOOE	Fin. Exp.	CO	TOTAL	PS	MOOE	Fin. Exp.	CO	TOTAL		PS	MOOE	Fin. Exp.	CO	TOTAL	PS	MOOE	Fin. Exp.	CO	TOTAL	
1	2	3	4	5	6=(2+3+4+5)	7	8	9	10	11=(7+8+9+10)	12	13	14	15	16=(12+13+14+15)	17=(11+16)	18=(6+17)	19	20	21	22=(19+20+21)	23	24	25	26	27=(23+24+25+26)	(9)					
Notice of Cash Allocation	1,318,591.38	52,005,416.88	-	-	53,324,008.26	-	12,050,276.37	-	-	12,050,276.37	-	-	-	-	-	12,050,276.37	65,374,284.63	-	-	-	-	1,318,591.38	64,055,693.25	-	-	65,374,284.63	-					
MDS Checks Issued	2,032,576.20	10,422,912.38	-	941,016.30	13,396,506.88	-	-	-	-	-	-	-	-	-	-	-	13,396,506.88	-	-	-	2,032,576.20	10,422,912.38	-	941,016.30	13,396,506.88	-						
LDAP-ADA	-	-	-	-	-	-	-	-	-	-	-	-	-	-	-	-	-	-	-	-	-	-	-	-	-	-	-					
Advice to Debit Account	-	-	-	-	-	-	-	-	-	-	-	-	-	-	-	-	-	-	-	-	-	-	-	-	-	-	-					
Notice of Transfer Allocation	-	-	-	-	-	-	-	-	-	-	-	-	-	-	-	-	-	-	-	-	-	-	-	-	-	-	-					
Working Fund (NCA issued to BTr)	211,254.29	518,624.91	-	-	729,879.20	-	-	-	-	-	-	-	-	-	-	-	729,879.20	-	-	-	211,254.29	518,624.91	-	-	729,879.20	-						
Tax Remittance Advice Issued (TRA)	-	-	-	-	-	-	-	-	-	-	-	-	-	-	-	-	-	-	-	-	-	-	-	-	-	-	-					
Cash Disbursement Ceiling (CDC)	-	-	-	-	-	-	-	-	-	-	-	-	-	-	-	-	-	-	-	-	-	-	-	-	-	-	-					
Non-Cash Availment Authority (NCAA)	-	-	-	-	-	-	-	-	-	-	-	-	-	-	-	-	-	-	-	-	-	-	-	-	-	-	-					
Others (CDT, BTr, Docs Stamp, etc.)	-	-	-	-	-	-	-	-	-	-	-	-	-	-	-	-	-	-	-	-	-	-	-	-	-	-	-					
TOTAL	3,562,423.87	62,946,954.17	-	941,016.30	67,450,394.34	-	12,050,276.37	-	-	12,050,276.37	-	-	-	-	-	12,050,276.37	79,500,670.71	-	-	-	3,562,423.87	74,997,230.54	-	941,016.30	79,500,670.71	-						

Summary:	As of Date	Previous Report (Aug.)	This Month (Sep.)
Total Disbursement Authorities Received	208,038,793.11	208,038,793.11	208,038,793.11
NCA	-	-	-
Working Fund	3,765,477.75	3,765,477.75	3,765,477.75
TRA	-	-	729,879.20
CDC	-	-	-
NCAA	-	-	-
Others (CDT, BTr, Docs Stamp, etc.)	-	-	-
Add: Notice of Transfer Allocations (NTA)	110,567,697.54	110,567,697.54	667,080.00
Total Disbursements Authorities Available	322,371,968.40	322,371,968.40	1,396,959.20
Less: Lapsed NCA (every end of the quarter)	831.87	831.87	405.40
Disbursements*	244,267,019.62	244,267,019.62	79,500,670.71
Balance of Disbursements Authorities as of date	78,104,116.91	78,104,116.91	78,104,116.91

Total Disbursements Program	As of Date	Previous Report (Aug.)	This Month (Sep.)
Less: Actual Disbursements	322,371,968.40	322,371,968.40	322,371,968.40
(Over) Under spending	244,267,019.62	244,267,019.62	322,371,968.40
	78,104,948.78	78,104,948.78	1,237.27

* including TRA

Approved By: 
ATTY. ALVIM M. VILLADOR
Regional Director

Certified Correct: 
ANGELICA JOY L. NAPOLES
Accountant III

SUMMARY REPORT OF DISBURSEMENTS
For the month of August 2018

Department : DEPARTMENT OF LABOR AND EMPLOYMENT
Agency/Operating Unit : Office of the Secretary
Region/Province/City : Regional Office No. V
Fund : 01 1 01 101

PARTICULARS	CURRENT YEAR BUDGET										PRIOR YEAR'S BUDGET										CURRENT YEAR'S ACCOUNTS PAYABLE										PRIOR YEAR'S ACCOUNTS PAYABLE										Sub-Total	TRUST LIABILITIES				TOTAL	Remarks
	CURRENT YEAR BUDGET					PRIOR YEAR'S BUDGET					CURRENT YEAR'S ACCOUNTS PAYABLE					PRIOR YEAR'S ACCOUNTS PAYABLE					Sub-Total		PS		MOOE		CO		TOTAL																		
	PS	MOOE	Fin. Exp.	CO	TOTAL	PS	MOOE	Fin. Exp.	CO	TOTAL	PS	MOOE	In. Exp.	CO	Sub-Total	PS	MOOE	In. Exp.	CO	Sub-Total	18=(6+17)	19	20	21	22=(19+20+21)	23	24	25	26	27=(23+24+25+26)																	
1	2	3	4	5	6=(2+3+4+5)	7	8	9	10	11=(7+8+9+10)	12	13	14	15	16=(12+13+14+15)	17=(11+16)	18=(6+17)	19	20	21	22=(19+20+21)	23	24	25	26	27=(23+24+25+26)	(9)																				
Notice of Cash Allocation	931,810.78	528,129.78	-	-	1,459,940.56	-	5,116,597.29	-	-	5,116,597.29	-	-	-	-	5,116,597.29	-	1,459,940.56	-	-	-	-	931,810.78	528,129.78	-	-	1,459,940.56																					
MIS Checks Issued	1,894,057.33	6,737,499.53	-	-	8,631,556.86	-	-	-	-	-	-	-	-	-	-	-	13,746,154.15	-	-	-	-	1,894,057.33	11,854,096.82	-	-	13,746,154.15																					
LDDAP-ADA	-	-	-	-	-	-	-	-	-	-	-	-	-	-	-	-	-	-	-	-	-	-	-	-	-	-																					
Advice to Debit Account	-	-	-	-	-	-	-	-	-	-	-	-	-	-	-	-	-	-	-	-	-	-	-	-	-	-																					
Notice of Transfer Allocation	-	-	-	-	-	-	-	-	-	-	-	-	-	-	-	-	-	-	-	-	-	-	-	-	-	-																					
Working Fund (NCA issued to BTr)	232,901.92	71,796.51	-	-	304,698.43	-	-	-	-	-	-	-	-	-	-	-	304,698.43	-	-	-	-	232,901.92	71,796.51	-	-	304,698.43																					
Tax Remittance Advice Issued (TRA)	-	-	-	-	-	-	-	-	-	-	-	-	-	-	-	-	-	-	-	-	-	-	-	-	-	-																					
Cash Disbursement Ceiling (CDC)	-	-	-	-	-	-	-	-	-	-	-	-	-	-	-	-	-	-	-	-	-	-	-	-	-	-																					
Non-Cash Availment Authority (NCAA)	-	-	-	-	-	-	-	-	-	-	-	-	-	-	-	-	-	-	-	-	-	-	-	-	-	-																					
Others (CDT, BTr, Docs Stamp, etc.)	-	-	-	-	-	-	-	-	-	-	-	-	-	-	-	-	-	-	-	-	-	-	-	-	-	-																					
TOTAL	3,058,770.03	7,337,425.82	-	-	10,396,195.85	-	5,116,597.29	-	-	5,116,597.29	-	-	-	-	5,116,597.29	-	15,512,793.14	-	-	-	-	3,058,770.03	12,454,023.11	-	-	15,512,793.14																					

Summary:	Previous Report (Jul.)		This Month (Aug.)		As of Date	
	PS	MOOE	PS	MOOE	PS	MOOE
Total Disbursement Authorities Received	208,038,793.11	3,460,779.32	208,038,793.11	3,765,477.75	208,038,793.11	3,765,477.75
NCA	-	-	-	-	-	-
Working Fund	-	-	-	-	-	-
TRA	-	-	-	-	-	-
CDC	-	-	-	-	-	-
NCAA	-	-	-	-	-	-
Others (CDT, BTr, Docs Stamp, etc.)	-	-	-	-	-	-
Add: Notice of Transfer Allocations (MTA)	77,353,733.74	-	110,567,697.54	-	110,567,697.54	-
Total Disbursements Authorities Available	285,392,526.85	-	322,371,968.40	-	322,371,968.40	-
Less: Lapsed NCA (every end of the quarter)	831.87	-	831.87	-	831.87	-
Disbursements*	228,754,226.48	-	244,267,019.62	-	244,267,019.62	-
Balance of Disbursements Authorities as of date	60,637,300.37	-	78,104,116.81	-	78,104,116.81	-

Summary:
Total Disbursement Authorities Received
NCA
Working Fund
TRA
CDC
NCAA
Others (CDT, BTr, Docs Stamp, etc.)
Add: Notice of Transfer Allocations (MTA)
Total Disbursements Authorities Available
Less: Lapsed NCA (every end of the quarter)
Disbursements*
Balance of Disbursements Authorities as of date

Previous Report (Jul.)
288,853,306.17
228,754,226.48
60,099,079.69

This Month (Aug.)
33,518,662.23
15,512,793.14
18,005,869.09

As of Date
322,371,968.40
244,267,019.62
78,104,116.81

Total Disbursements Program
Less: Actual Disbursements
(Over) Under spending

Approved By: 
ATTY. ALVIN M. VILLAMOR
Regional Director

Certified Journal: 
ANGELICA JOY N. NAPOLIS
Accountant III

*including TRA

SUMMARY REPORT OF DISBURSEMENTS
For the month of July 2018

Department
Agency/Operating Unit
Region/Province/City
Fund

DEPARTMENT OF LABOR AND EMPLOYMENT
Office of the Secretary
Region V
01101101

PARTICULARS	CURRENT YEAR BUDGET						PRIOR YEAR'S BUDGET						GRAND TOTAL						REMARKS							
	CURRENT YEAR BUDGET			PRIOR YEAR'S BUDGET			CURRENT YEAR'S ACCOUNTS PAYABLE			PRIOR YEAR'S ACCOUNTS PAYABLE			TRUST LIABILITIES			GRAND TOTAL										
	PS	MOOE	Fin. Exp.	CO	TOTAL	PS	MOOE	Fin. Exp.	CO	TOTAL	PS	MOOE	Fin. Exp.	CO	TOTAL	PS	MOOE	Fin. Exp.		CO	TOTAL					
1	2	3	4	5	6=(2+3+4+5)	7	8	9	10	11=(7+8+9+10)	12	13	14	15	16=(12+13+14+15)	19	20	21	22=(19+20+21)	23	24	25	26	27=(23+24+25+26)	(9)	
Notice of Cash Allocation																										
MDS Checks Issued	1,570,421.41	2,414,500.58		171,000.00	4,155,921.99	1,171,305.02	41,015,054.41			42,186,350.43					42,186,350.43					2,741,727.43	43,429,554.99		171,000.00	46,342,282.42		
LDDAP-ADA																										
Advice to Debit Account																										
Notice of Transfer Allocation																										
Working Fund (NCA issued to BTR)																										
Tax Remittance Advice Issued (TRA)	230,901.92	500,350.24			731,252.16																230,901.92	500,350.24			731,252.16	
Cash Disbursement Ceiling (CDC)																										
Non-Cash Availment Authority (NCAA)																										
Others (CDT, BTR, Docs Stamp, etc.)																										
TOTAL	1,801,323.33	2,914,850.82		171,000.00	4,887,174.15	1,171,306.02	41,015,054.41			42,186,350.43					42,186,350.43					2,972,629.35	43,929,905.23		171,000.00	47,073,534.58		

Summary:
Total Disbursement Authorities Received
NCA
Working Fund
TRA
CDC
NCAA
Others (CDT, BTR, Docs Stamp, etc.)
Add: Notice of Transfer Allocations (NTA)
Total Disbursements Authorities Available
Less: Lapsed NCA (every end of the quarter)
Disbursements*
Balance of Disbursements Authorities as of date

Previous Report (Jun.)
128,118,793.11
2,729,527.16
50,833,203.50
181,681,523.77
831.87
181,680,691.90

As of Date
208,038,793.11
3,460,719.32
77,353,733.74
288,653,306.17
831.87
228,754,226.48
60,098,247.82

Total Disbursements Program
Less: Actual Disbursements
(Over) Under spending

Previous Report (Jul.)
107,171,782.40
107,171,782.40
26,520,530.24
107,171,782.40
831.87
47,073,534.58
60,098,247.82

This Month (Jul.)
107,171,782.40
107,171,782.40
26,520,530.24
107,171,782.40
831.87
47,073,534.58
60,098,247.82

As of Date
288,653,306.17
228,754,226.48
60,099,079.69

Sub-Total
181,681,523.77
181,680,691.90
831.87

Sub-Total
46,342,282.42
731,252.16
47,073,534.58

Sub-Total
47,073,534.58
47,073,534.58
47,073,534.58

Approved By:

ROWELINDA A. DELA ROSA
OIC-Regional Director

Certified Correct:

MARICELA JOY L. NAPOLIS
Accountant III

*including TRA

SUMMARY REPORT OF DISBURSEMENTS
For the month of May 2018

Department: DEPARTMENT OF LABOR AND EMPLOYMENT
Agency/Operating Unit: Office of the Secretary
Region/Province/City: Regional Office No. V
Fund: 01-101-101-462,284.36

PARTICULARS	CURRENT YEAR BUDGET					PRIOR YEAR'S BUDGET					GRAND TOTAL					Remarks												
	PS	MOOE	Fin. Exp.	CO	TOTAL	CURRENT YEAR'S ACCOUNTS PAYABLE					Sub-Total	TRUST LIABILITIES																
						PS	MOOE	Fin. Exp.	CO	Sub-Total		PS	MOOE	CO	TOTAL													
1	2	3	4	5	6=(2+3+4+5)	7	8	9	10	11=(7+8+9+10)	12	13	14	15	16=(12+13+14+15)	17=(11+16)	18=(6+17)	19	20	21	22=(19+20+21)	23	24	25	26	27=(23+24+25+26)	(9)	
Notice of Cash Allocation MDS Checks issued LDDAP-ADA Advice to Debit Account Notice of Transfer Allocation Working Fund (NCA issued to BTR) Tax Remittance Advice Issued (TRA) Cash Disbursement Ceiling (CDC) Non-Cash Availment Authority (NCAA) Others (CDT,BTR, Docs Stamp, etc.) TOTAL	1,660,193.95 4,391,289.07	27,349,193.27 11,376,572.03	-	-	29,009,387.22 15,767,861.10	-	-	-	-	-	-	-	-	-	-	17=(11+16)	29,009,387.22 15,767,861.10	-	-	-	22=(19+20+21)	1,660,193.95 4,391,289.07	27,349,193.27 11,376,572.03	-	-	29,009,387.22 15,767,861.10	-	-
	6,281,784.94	38,957,747.74	-	-	45,239,532.68	-	-	-	-	-	-	-	-	-	-	-	45,239,532.68	-	-	-	6,281,784.94	38,957,747.74	-	-	45,239,532.68	-	-	

Summary:
Total Disbursement Authorities Received
NCA
Working Fund
TRA
CDC
NCAA
Others (CDT, BTR, Docs Stamp, etc.)
Add: Notice of Transfer, Allocations (NTA)
Total Disbursements Authorities Available
Less: Lapsed NCA (every end of the quarter)
Disbursements*
Balance of Disbursements Authorities as of date

Previous Report (Apr.)
172,154,487.30
95,963,682.50
76,790,096.18

This Month (May)
2,751,645.47
45,239,532.68
(42,487,887.21)

As of Date
122,348,504.11
1,724,425.36

Previous Report (Apr.)
120,059,143.00
1,262,141.00

This Month (May)
2,289,361.11
462,284.36

As of Date
50,833,203.50
174,906,132.97
718.82
146,603,215.18
34,302,195.97


Total Disbursements Program
Less: Actual Disbursements
(Over)/Under Spending

172,154,487.30
95,963,682.50
76,790,096.18

174,906,132.97
146,603,215.18
34,302,195.97

50,833,203.50
174,906,132.97
718.82
146,603,215.18
34,302,195.97

*including TRA

Approved By:

EZEQUIEL R. SARCAUGA, CESO III
Regional Director

Certified Correct:

ANSELICA JOY L. NAPONES
Accountant

SUMMARY REPORT OF DISBURSEMENTS
For the month of March 2018

Department: DEPARTMENT OF LABOR AND EMPLOYMENT
 Agency/Operating Unit: Office of the Secretary
 Region/Provincial/City: Regional Office No. V
 Fund: -01 1.01.101

70,034,691.00 70,033,972.18
 100.00%

PARTICULARS	CURRENT YEAR BUDGET						PRIOR YEAR'S BUDGET						Sub-Total	TRUST LIABILITIES				GRAND TOTAL				REMARKS						
	PS	MOOE	Fin. Exp.	CO	TOTAL	PS	PRIOR YEAR'S ACCOUNTS PAYABLE			CURRENT YEAR'S ACCOUNTS PAYABLE				TOTAL	PS	MOOE	CO	TOTAL	PS	MOOE	Fin. Exp.		CO	TOTAL				
							MOOE	Fin. Exp.	CO	Sub-Total	PS	MOOE													Fin. Exp.	CO	Sub-Total	
1	2	3	4	5	6=(2+3+4+5)	7	8	9	10	11=(7+8+9+10)	12	13	14	15	16=(12+13+14+15)	17=(11+16)	18=(6+17)	19	20	21	22=(19+20+21)	23	24	25	26	27=(23+24+25+26)	(9)	
Notice of Cash Allocation MDS Checks issued LDDAP-ADA Advice to Debit Account Notice of Transfer Allocation Working Fund (NCA issued to BTR) Tax Remittance Advice Issued (TRA) Cash Disbursement Ceiling (CDC) Non-Cash Availment Authority (NCAA) Others (CDT, BTR Docs Stamp, etc.) TOTAL	1,465,083.04 4,207,481.51	10,698,479.14 22,771,062.16	-	-	12,163,562.18 26,978,543.67	-	-	-	-	-	-	-	-	-	-	-	295,356.01	-	-	-	-	1,465,083.04 4,207,481.51	10,698,479.14 22,771,062.16	-	-	-	12,163,562.18 26,978,543.67	-
	5,902,531.85	33,535,930.01	-	-	39,438,461.86	-	-	-	-	-	-	-	-	-	-	39,438,461.86	-	-	-	-	5,902,531.85	33,535,930.01	-	-	-	39,438,461.86		

Summary:
 Total Disbursement Authorities Received
 NCA
 Working Fund
 TRA
 CDC
 NCAA
 Others (CDT, BTR Docs Stamp, etc.)
 Add: Notice of Transfer Allocations (NTA)
 Total Disbursements Authorities Available
 Less: Lapsed NCA (every end of the quarter)
 Disbursements*
 Balance of Disbursements Authorities as of date
 *including TRA

Previous Report (Feb.)
 46,584,029.56
 31,460,347.89
 15,123,681.67

This Month (Mar.)
 1,843,143.00
 296,356.01


As of Date
 36,859,143.00
 864,837.57

Previous Report (Feb.)
 10,999,548.00
 46,584,029.56
 31,460,347.89
 15,123,681.67

This Month (Mar.)
 22,176,000.00
 24,315,499.01
 718.82
 39,438,461.86
 (15,123,681.67)

As of Date
 33,175,548.00
 70,899,528.57
 718.82
 70,899,809.75

Total Disbursements Program
 Less: Actual Disbursements
 (Over) Under spending

Approved By: 
 EXECUTIVE DIRECTOR
 REGIONAL OFFICE

Certified Correct
 ANGELOA JOY L. NAPOLIS
 Accountant in Charge


SUMMARY REPORT OF DISBURSEMENTS
For the month of February 2018


Department : DEPARTMENT OF LABOR AND EMPLOYMENT
Agency/Operating Unit : Office of the Secretary
Region/Province/City : Regional Office No. V
Fund : 01 101 101

PARTICULARS	CURRENT YEAR BUDGET							PRIOR YEAR'S BUDGET							Sub-Total	TRUST LIABILITIES						GRAND TOTAL				REMARKS					
	PS	MOOE	Fin. Exp.	CO	TOTAL	CURRENT YEAR'S ACCOUNTS PAYABLE							TOTAL	PS		MOOE	CO	TOTAL	PS	MOOE	Fin. Exp.	CO	TOTAL								
						PRIOR YEAR'S ACCOUNTS PAYABLE																		CURRENT YEAR'S ACCOUNTS PAYABLE							
						7	8	9	10	11	12	13												14	15		16	17	18	19	20
1	2	3	4	5	6=(2+3+4+5)	7	8	9	10	11=(7+8+9+10)	12	13	14	15	16=(12+13+14+15)	17=(11+16)	18=(6+17)	19	20	21	22=(19+20+21)	23	24	25	26	27=(23+24+25+26)	(9)				
Notice of Cash Allocation MDS checks issued LDDAP-ADA Advice to Debit Account Notice of Transfer Allocation Working Fund (NCA issued to BTR) Tax Remittance Advice issued (TRA) Cash Disbursement Ceiling (CDC) Non-Cash Availment Authority (NCAA) Others (CDT, BTR, Docs Stamp, etc.)	1,246,321.17 4,681,102.18 1,347,369.24	4,681,102.18 4,333,726.59	-	-	5,927,423.95 6,281,297.83	4,197,439.53	4,197,439.53	-	-	4,197,439.53	-	-	-	-	-	4,197,439.53	10,124,862.88 6,281,297.83	-	-	-	-	1,246,321.17 1,947,569.24	8,878,541.71 4,333,726.59	-	-	10,124,862.88 6,281,297.83	-				
TOTAL	3,444,759.01	9,046,902.20	-	-	12,491,661.21	4,197,439.53	4,197,439.53	-	-	4,197,439.53	-	-	-	-	4,197,439.53	16,689,100.74	-	-	-	-	-	3,444,759.01	13,244,341.73	-	-	16,689,100.74	16,406,160.71				

	Previous Report (Jan.)	This Month (Feb.)	As of Date
Summary:			
Total Disbursement Authorities Received			
NCA	25,925,000.00	9,091,000.00	35,016,000.00
Working Fund			
TRA	285,541.53	282,940.03	568,481.56
CDC			
NCAA			
Others (CDT, BTR, Docs Stamp, etc.)			
Add: Notice of Transfer Allocations (NTA)		10,999,548.00	10,999,548.00
Total Disbursements Authorities Available	26,210,541.53	20,373,488.03	46,584,029.56
Less: Lapsed NCA (every end of the quarter)			
Disbursements*	14,771,247.15	16,689,100.74	31,460,347.89
Balance of Disbursements Authorities as of date	11,439,294.38	3,684,387.29	15,123,681.67

	Previous Report (Jan.)	This Month (Feb.)	As of Date
Total Disbursements Program	26,210,541.53	20,373,488.03	46,584,029.56
Less: Actual Disbursements	14,771,247.15	16,689,100.74	31,460,347.89
(Over) Under spending	11,439,294.38	3,684,387.29	15,123,681.67

Certified/Correct:

ANGELICA NOY L. NAPOLIS
Accountant II

Approved By:

EXECUTIVE DIRECTOR
Department of Labor and Employment

*including TRA

SUMMARY REPORT OF DISBURSEMENTS
For the month of January 2016

Department : DEPARTMENT OF LABOR AND EMPLOYMENT
Agency/Operating Unit : Office of the Secretary
Region/Province/City : Regional Office No. V
Fund : 01-1 01-101

8 872,520.34

PARTICULARS	CURRENT YEAR BUDGET					PRIOR YEAR'S BUDGET					TRUST LIABILITIES					GRAND TOTAL					REMARKS												
	PS	MOOE	Fin. Exp.	CO	TOTAL	PRIOR YEAR'S ACCOUNTS PAYABLE					Sub-Total	PS	MOOE	CO	TOTAL	PS	MOOE	Fin. Exp.	CO	TOTAL													
						7	8	9	10	11												12	13	14	15	16	17	18	19	20	21	22	23
1	2	3	4	5	6=(2+3+4+5)	7	8	9	10	11=(7+8+9+10)	12	13	14	15	16=(12+13+14+15)	17=(11+16)	18=(6+17)	19	20	21	22=(19+20+21)	23	24	25	26	27=(23+24+25+26)	(9)						
Notice of Cash Allocation	1,435,958.27	3,532,609.96	-	-	4,969,578.23	49,487.60	3,349,161.30	-	-	3,398,648.90	-	-	-	-	3,398,648.90	8,368,227.13	8,368,227.13	-	-	-	-	1,486,455.87	6,881,771.26	-	-	-	8,368,227.13						
MDS Checks Issued	2,481,468.01	1,141,341.13	-	-	3,622,810.14	1,302,108.45	1,192,559.90	-	-	2,494,668.35	-	-	-	-	2,494,668.35	6,117,478.49	6,117,478.49	-	-	-	-	3,783,577.46	2,333,901.03	-	-	-	6,117,478.49						
LDDAP-ADA																																	
Advice to Debit Account																																	
Notice of Transfer Allocation																																	
Working Fund (NCA issued to BTR)	266,238.14	13,893.83	-	-	280,131.97	5,409.56	5,409.56	-	-	5,409.56	-	-	-	-	5,409.56	285,541.53	285,541.53	-	-	-	-	266,238.14	19,303.39	-	-	-	285,541.53						
Tax Remittance Advice Issued (TRA)																																	
Cash Disbursement Ceiling (CDC)																																	
Non-Cash Availment Authority (NCAA)																																	
Others (GDT, BTR, Docs Stamp, etc.)																																	
TOTAL	4,184,675.42	4,687,844.92	-	-	8,872,520.34	1,351,596.05	4,547,130.76	-	-	5,898,726.81	-	-	-	-	5,898,726.81	14,771,247.15	14,771,247.15	-	-	-	-	5,536,271.47	9,234,975.68	-	-	-	14,771,247.15	14,485,705.92					

Summary:
Total Disbursement Authorities Received
NCA
Working Fund
TRA
CDC
NCAA
Others (GDT, BTR, Docs Stamp, etc.)
Add: Notice of Transfer Allocations (NTA)
Total Disbursements Authorities Available
Less: Lapsed NCA (every end of the quarter)
Disbursements*
Balance of Disbursements Authorities as of date

As of Date
25,925,000.00
285,541.53
26,210,541.53
14,771,247.15
11,439,294.38

This Month (Jan.)
25,925,000.00
285,541.53
26,210,541.53
14,771,247.15
11,439,294.38

Previous Report
14,771,247.15
11,439,294.38
11,439,294.38

As of Date
26,210,541.53
14,771,247.15
11,439,294.38

Total Disbursements Program
Less: Actual Disbursements
(Over)/ Under Spending

Previous Report
14,771,247.15
11,439,294.38
11,439,294.38

Certified Correct:
MARIE LICA, CIV. MAPOLIS
Accountant III

Approved By:
EXCELIO P. SANTIAGO, CFSO III
Regional Director

* including TRA